


PUSH BUTTON SWITCH 按鈕開關

SPECIFICATION 規格


AC 125V	AC 250V	AC 500V	DC 150V	DC 250V	DC 500V
10A	6A	3A	2A	1A	0.4A

APB	25	1	O	R
Type 類型	Mounting hole 安裝孔位	No. of contact 接點	Type of contact 接點類型	Head color 前部顏色
APB :Flat Head平頭	22:22mm Ø 25:25mm Ø 30:30mm Ø	1-4	O :N/O(a)(1/O) C :N/C(b)(1/C) O/C :N/O+N/C (10/C) (1a+1b)	Red紅, Green綠, Yellow黃, Black黑, Blue藍
APBL :Long Head凸頭				Red紅, Green綠, Yellow黃
AEPB :Mushroom Head香菇頭				
AEPBS:Small Mushroom Head小香菇頭				
ALEPB:Push Lock緊急停止押扣	Red紅, Green綠			


APB-22




APB-25




APB-30




APBL-22




APBL-25




APBL-30




AEPB-22




AEPB-25




AEPB-30



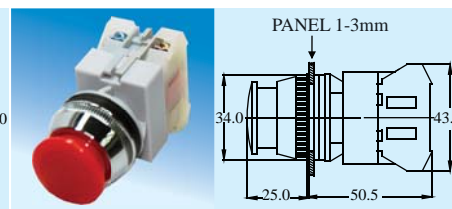
AEPBS-22




AEPBS-25




AEPBS-30



ALEPB-22



ALEPB-25



ALEPB-30

