


ILLUMINATED PUSH BUTTON SWITCH 帶燈按鈕開關


SPECIFICATION 規格

AC 125V	AC 250V	AC 500V	DC 150V	DC 250V	DC 500V	
10A	6A	3A	2A	1A	0.4A	
NIEPBS		25	1	1	A	R
Type 類型	Mounting hole 安裝孔位	Voltage 電壓	No.of contact 接點	Type of contact 接點類型	Lens color 透鏡顏色	
NFPB :Flat Head平頭	22:22mm Ø 25:25mm Ø 30:30mm Ø	1.6V 2.12V 3.18V 4.24V 5.30V 6.110V 7.220V 8.380V 9.440V	1-4	O :N/O(a)(1/O) C :N/C(b)(1/C) O/C :N/O+N/C (10/C) (1a+1b)	Red紅, Green綠, Yellow黃, White白, Blue藍	
NLPB :Long Head凸頭					Red紅, Green綠, Yellow黃	
NIEPBS :Small Mushroom Head小香菇頭					Red紅, Green綠, Yellow黃	
NIEPB :Mushroom Head香菇頭					Red紅, Green綠	
NILEPB :Push Lock緊急停止押扣					Red紅, Green綠	

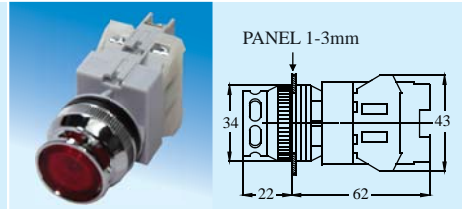
NFPB-22




NFPB-25




NFPB-30




NLPB-22




NLPB-25




NLPB-30




NIEPBS-22




NIEPBS-25




NIEPBS-30




NIEPB-22




NIEPB-25




NIEPB-30



NILEPB-22



NILEPB-25



NILEPB-30

