

## ALTERNATE PUSH BUTTON SWITCH 押扣按鈕開關


### SPECIFICATION 規格

AC 125V 10A	AC 250V 6A	AC 500V 3A	DC 150V 2A	DC 250V 1A	DC 500V 0.4A
----------------	---------------	---------------	---------------	---------------	-----------------


APB	25L	1	O	R
-----	-----	---	---	---

Type 類型	Mounting hole 安裝孔位	No. of contact 接點	Type of contact 接點類型	Head color 前部顏色
APB :Flat Head平頭	22:22mm Ø 25:25mm Ø 30:30mm Ø	1-4	O :N/O(a)(1/O) C :N/C(b)(1/C) O/C :N/O+N/C (10/C) (1a+1b)	Red紅, Green綠, Yellow黃, Black黑, Blue藍
APBL :Long Head凸頭				Red紅, Green綠, Yellow黃
AEPB :Mushroom Head香菇頭				
AEPBS :Small Mushroom Head小香菇頭				


APB-22L




APB-25L




APB-30L




APBL-22L




APBL-25L




APBL-30L




AEPB-22L




AEPB-25L




AEPB-30L



AEPBS-22L



AEPBS-25L



AEPBS-30L

