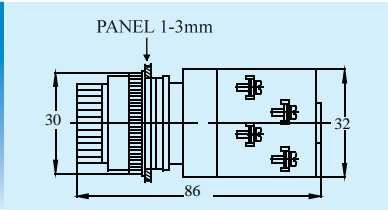


SELECTOR SWITCH 選擇開關

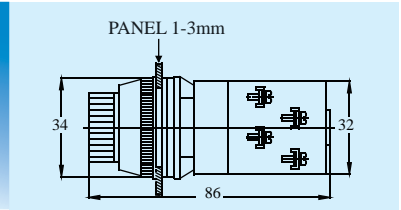
SPECIFICATION 規格

SS	25	2	O	2
Type 類型	Mounting hole 安裝孔位	No.of contact 接點	Type of contact 接點類型	Position 方位
SS :Knob Type短柄 LSS :Lever Operator長柄	25:25mm Ø 30:30mm Ø	1-2	O :N/O(a)(1/O) C :N/C(b)(1/C) O/C :N/O+N/C (10/C) (1a+1b)	2: 2 position 2 方位 3 :3 position 3 方位

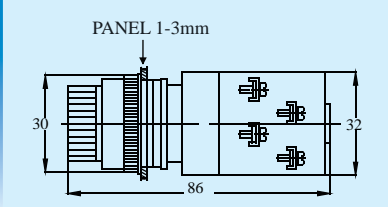
SS-2512



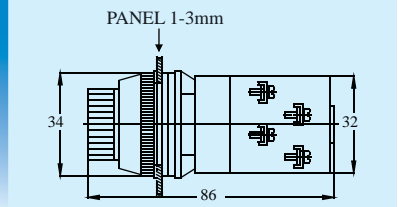
SS-3012



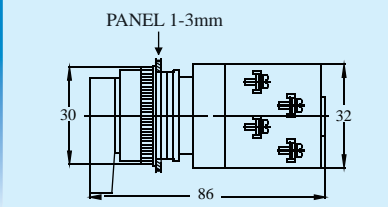
SS-2513



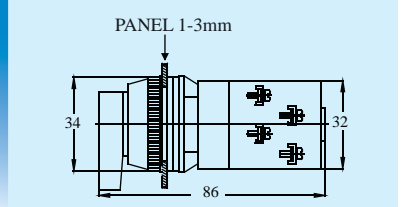
SS-3013



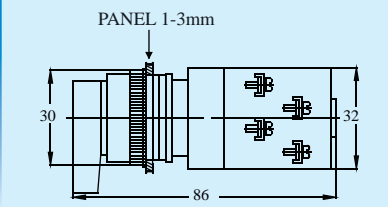
LSS-2512



LSS-3012



LSS-2513



LSS-3013

